

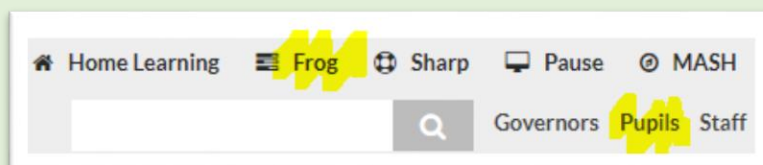
QB FROG Access Guide (In the event of School Closure)

1. Accessing QB Frog

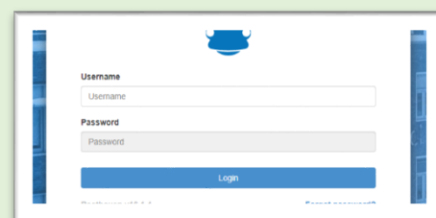
Access the FROG portal via the Queensbridge School website

<http://www.queensbridge.bham.sch.uk/>

Once on the QB School website, click PUPILS (top right) followed by FROG

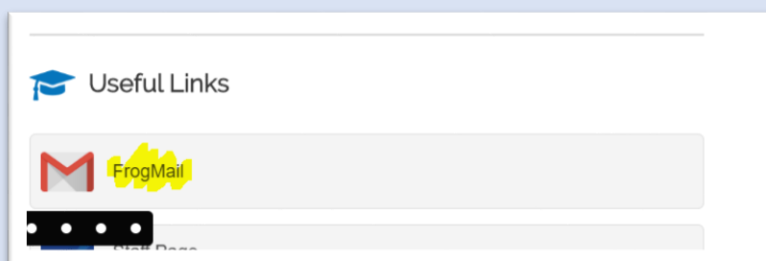


Log into FROG using your windows login and password



2. Accessing FrogMail / GoogleMail

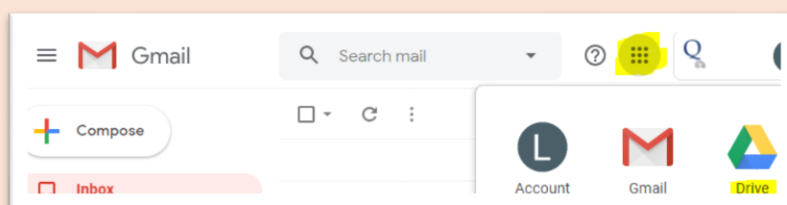
FrogMail is now available via the "Useful Links" section of FROG. Look to the bottom right hand corner of the FROG screen. (You may need to accept Google ToS on first use)



3. Accessing GoogleDrive

While in Gmail, click on the Google Apps button within Gmail and select DRIVE

Queensbridge shared materials will be found in the "Share with Me" section of the GDrive.



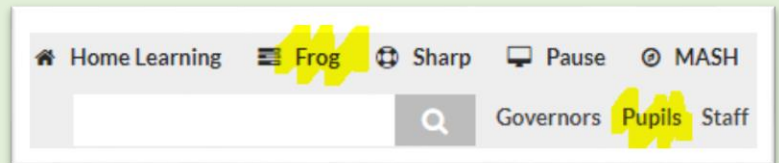
QB FROG Access Guide – Mobile Devices

1. Accessing QB Frog

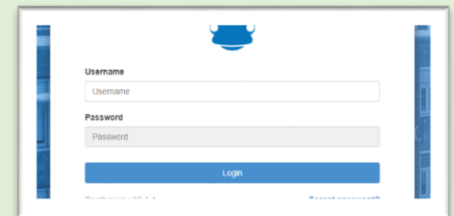
Frog can be accessed on a mobile device via the phone's usual browser

Access the FROG portal via the <http://www.queensbridge.bham.sch.uk/> Queensbridge School website

Once on the QB School website, click PUPILS (top right) followed by FROG




Log into FROG using your Windows login and password



2. Gmail application

GMail can be downloaded as an application from either the APP or PLAY stores.

Login using your FrogMail account
username@queensbridge.bham.sch.uk



3. GDrive Application

GDrive can be downloaded as an application from either the APP or PLAY stores.

Login using your FrogMail account
username@queensbridge.bham.sch.uk

